

# Measuring social progress in European regions and cities. Bucharest-Ilfov Region case



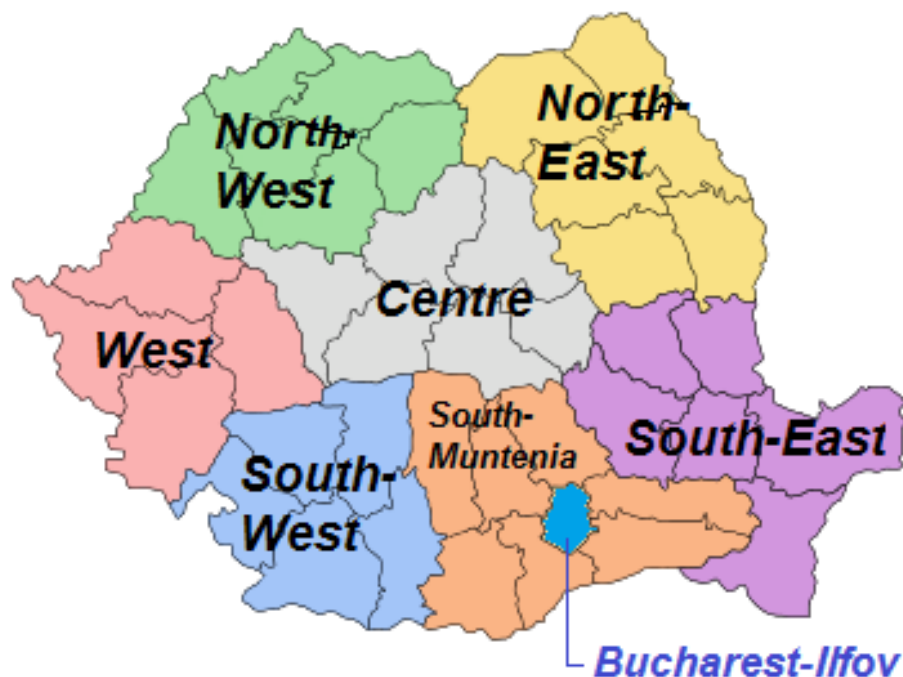
**Simona Curpan,**  
Bucharest-Ilfov Regional Development Agency



**REGIONS  
& CITIES**

European Week  
Brussels 7-10 October 2019

# Regional development system



**ROMANIA - 8 NUTS 2 regions for  
socio-economic development  
Law nr. 315 / 2004**

**Following the principles of EU  
regional development and  
cohesion policy**

**CDRBI – decisional body**

**BIRDA – executive body**



**REGIONS  
& CITIES**

European Week  
Brussels 7-10 October 2019

# BIRDA - Bucharest-Ilfov Regional Development Agency

- 1999 – founded as non-profit NGO for public utility
- 2004 – up date regional development law
- 2007-2020 – intermediate body for REGIO



**163 Mihai Eminescu Street, Bucharest**

BIRDA provides specific services to the local public administration as well as to the private sector for the development of the Bucharest-Ilfov Region

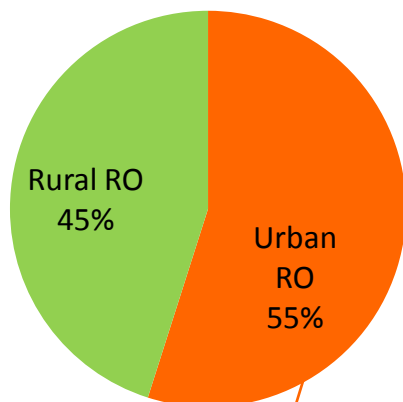


**REGIONS  
& CITIES**

European Week  
Brussels 7-10 October 2019

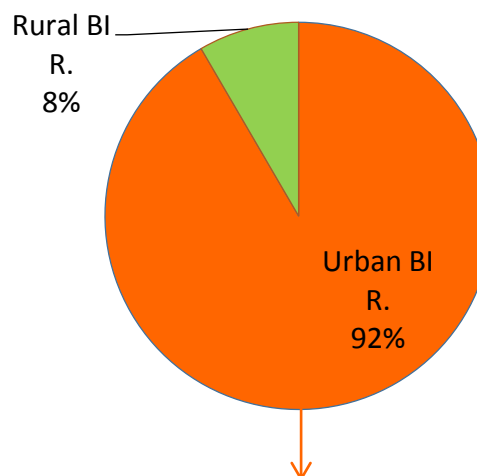
# Urbanization data

**Total Romania: 21.35  
million inhabitants**



Bucharest 17.6% of  
urbanized population  
in RO

**Total BI Region: 2.25  
million inhabitants**



Bucharest Capital City  
8 cities  
32 communes  
91 villages

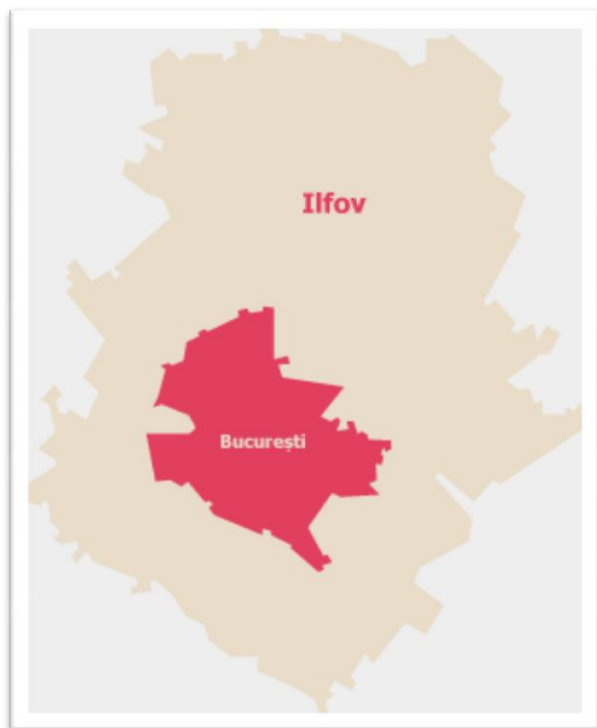
*Source: 2011, Population and housing Census*



**REGIONS  
& CITIES**

European Week  
Brussels 7-10 October 2019

# Bucharest-Ilfov Region data



- 144% GDP/capita (PPS) of EU28 average, while Romania is at 62% of EU28
- 229% GDP of the Romanian national average (decreasing\*)
- 60,3% of the total national FDI (increasing\*)
- 20% of the total national SMEs (decreasing\*)
- Less than 1% of the Romania surface, but more than 11% of the population
- Ranked 11<sup>th</sup> in the world (1<sup>st</sup> in the EU) on Tom Tom Traffic Index (congestion level 48%)

\*) 2018-2019, from the previous year



REGIONS  
& CITIES

European Week  
Brussels 7-10 October 2019

# Bucharest-Ilfov SPI

- One of the ten regions in the DG Regio pilot project “Measuring What Matters to EU Citizens” (<https://eu-spi.eu/>)
- February 2016: BI ranked 255 out of 272 regions for SPI and 50/272 for GDP PPP per capita (data from 2011)\*
  - Bucharest-Ilfov GDP: €30,700, Romania GDP: €12,812.50
  - Bucharest-Ilfov SPI (the best performance in RO): 2 indicators neutral, 10 indicators underperforming
- 2019\*\*: Romania SPI rank 45/149, Romania GDP PPP per capita rank 45/149 with \$24,544 (€22,418,24)
  - Romania SPI: 8 indicators “Performing within expected range”, 4 indicators underperforming

=> Improvement of the SPI at regional level

\*) [https://ec.europa.eu/regional\\_policy/en/information/maps/social\\_progress](https://ec.europa.eu/regional_policy/en/information/maps/social_progress)

\*\*\*) Social Progress Imperative <https://www.socialprogress.org/?tab=2&code=ROU>

## Strengths

- Access to basic knowledge
- Access to Advanced Education
- High speed Internet

## Weaknesses

- Congested traffic
- Social exclusion and fragmentation
- Disparities between the capital and the surrounding Ilfov county (education, sanitation, health, IT/telecom infrastructure)



- This thematic area faces significant challenges in Romania, respectively Bucharest-Ilfov region.
- **Bucharest-Ilfov** ranks on the position of 263 out of 272 in the field of shelter, showing negative results in terms of costs of housing, satisfaction with housing, overcrowding and lack of adequate heating
- EU owner-occupied dwellings – Romania 96.8% (1<sup>st</sup> rank) to Germany (51,4%) of population
- Living in overcrowded dwellings: 15 % of the EU population; the highest rate among the Member States was in Romania (47.0 %) *Eurostat, June 2019*



# Shelter / Housing

- During the communist period the Capital City was a magnet for industrial development and workforce
- Entire neighborhoods were built near industrial platforms:
  - 1960s – 1800 blocks of flats
  - 1970s – 3000 blocks of flats (65% more)
  - 1980s – 2600 blocks of flats
  - 1990s – <800 new blocks of flats
- the population has doubled in five decades
- Today: 65% of the population (1,5 million) lives in apartments





REGIONS  
& CITIES

European Week  
Brussels 7-10 October 2019

# Legislation framework and public policies

- Regions have no decision-making power in general, not in the governance structure of housing policies
- Some programmes at national level (Ministry of Regional Development and the National Agency for Housing)\*:
  - a programme for building new housing stock for the socially disadvantaged young persons (18-35 years old), destined to be rented
  - “*The first house*” programme, which offers loan guarantees to persons buying a house or an apartment for the first time
  - *the National Programme on Social Housing*, which supports city halls in building social houses, based on the local needs identified by city councils / county councils
  - a programme supporting housing construction through guarantees of mortgage loans
  - a programme for building social housing targeting the tenants evacuated from nationalised buildings.

\*) *Technopolis Group EU SPI Study*



**REGIONS  
& CITIES**

**European Week  
Brussels 7-10 October 2019**



**Axis 3 Energy Efficiency and Sustainable Urban Mobility 299.986.174**

**Axis 5 Cultural heritage and urban regeneration 40.771.278**

**Axis 6 County roads 13.297.873**

**Axis 9 Local development under the responsibility of the  
community 11.820.332**

**Axis 10 Educational Infrastructure 53.191.488**

**Total (million Euros) 419.067.145**



**REGIONS  
& CITIES**

European Week  
Brussels 7-10 October 2019



## •Investment Priority 3.1 A: Energy efficiency of housing buildings

### Eligible activities:

- a. thermal rehabilitation of the envelope
- b. thermal rehabilitation of the heating system/warm consumption water supply system
- c. the installation of alternative systems of energy generation from renewable sources
- d. other activities that lead to energy efficiency

**Assigned value for BI region: 99.4 million Euro**




**REGIONS  
& CITIES**

**European Week**  
Brussels 7-10 October 2019

**Regio**  
PROGRAMUL OPERAȚIONAL REGIONAL  
BUCUREȘTI-ILFOV  
Călătoria continuă!

**1.004**  
rehabilitated  
blocks





## BUCHAREST-ILFOV REGIONAL DEVELOPMENT AGENCY

Intermediary Body for Regional Operational Programme

# THANK YOU FOR YOUR ATTENTION!

163 M. Eminescu Street, Bucharest, Romania  
Phone /Fax: +4 021.315.96.59; +4021.315.96.65  
Phone helpdesk: + 4021.313.80.99  
Email: [helpdesk@adrbi.ro](mailto:helpdesk@adrbi.ro)



[www.facebook.com/adrbi](http://www.facebook.com/adrbi)



Agenția pentru Dezvoltare Regională  
București - Ilfov